

Inside Dairy

September 2019

Your levy in action

LOWER
NORTH ISLAND

SPECIAL
EDITION

▶ **SOIL AND
CROPPING
RUNS DEEP**

**SPRING
PASTURES:
LESS SUGAR
FOR COWS?**

**HOW THE LEVY'S AT
WORK IN YOUR REGION**

**MAKING MAX PROFIT
FROM HOMEGROWN FEED**

DairyNZ



over the fence...

Welcome to this Lower North Island special edition of *Inside Dairy*, focusing on pasture renewal and cropping.

Choosing the best approach to cropping and pasture renewal isn't just about meeting a feed deficit and generating profit. It's also about achieving top animal welfare standards and keeping environment impacts to a minimum.

In this edition, with content especially created for farmers in the Lower North Island, we hear from Taranaki farming family the Brewers about how they approach pasture and cropping as part of their whole farm system.

Check out examples of how the levy is being put to work in your region (page 9), how to maximise profit from your homegrown feed (page 10), and how to use DairyNZ's InCalf Fertility Focus Report to spot clues around heat detection performance (page 21).

We also explore (pages 12-13) three game-changing environmental projects – including the Tararua Plantain – that could redefine how we tackle the environmental opportunity ahead of us.

Speaking of which, the Ministry for the Environment's *Essential Freshwater* package is being released soon and will be open for consultation. Although DairyNZ will be analysing and assessing the proposals to make a submission on your behalf, I encourage you to familiarise yourself with the details.

As you'll no doubt have heard, the Biosecurity Response Levy for *Mycoplasma bovis* is collected via your dairy processor from September 1, 2019. For the 2019/20 year, the levy has been set at 2.9c/kg MS. See page 22 for details, including how to contact us if you have questions.

Finally, our AGM and latest round of board elections will take place at Newstead, Hamilton, next month. I'm looking forward to seeing many of you there. Applications for our Board of Directors close on September 5. We're sorry to be replacing Ben Allomes, who is stepping down. We have two positions for farmer directors available and voting begins from mid-September. See page 18 for more information.

Please don't hesitate to drop me a line if you have any feedback

– tim.mackle@ceo.dairynz.co.nz

Tim Mackle
Chief executive
DairyNZ



Contents

FEATURES...

2 Success from the soil up

Taranaki's Brewer family has been using a 'no-till' approach to pasture and crop sowing since the 1980s, with impressive results.

10 A guide to maximising profit from your homegrown feed

DairyNZ senior scientist Maitland Manning outlines how you can grow more feed on-farm and increase your chances of higher profit.

20 Mythbuster: Do my cows need more sugar?

Spring pastures are low in soluble sugars, but does this mean you should add more sugar to cows' diets? DairyNZ's Jane Kay investigates.

Inside Dairy is the official magazine of DairyNZ Ltd. It is circulated among all New Zealand dairy farmers and sector organisations and professionals.

ISSN 1179-4909

DNZ03-207



On the cover: Coastal Taranaki dairy, beef and sheep farmer Richard Brewer displays the rich soil and pasture rewards he and his third-generation farming family have achieved.

TAKE 5... TIPS FOR FARMERS

1. September Tech Series

Check out the latest *Tech Series* magazine for an indepth analysis of fodder beet's effect on the cow's liver, and what farmers should focus on for a lower environmental footprint. We also look at plant-breeding advances to improve ryegrass hybrid vigour, and future dairy workplaces. Available with this *Inside Dairy* and at dairynz.co.nz/techseries



2. Track lame cows

Lameness prevention is critical to cow welfare, not to mention the bottom line. To reduce lameness, you must first understand the nature and scale of the problem. This is where DairyNZ's Healthy Hoof app comes in. It allows you to easily record lameness information. Check it out at dairynz.co.nz/lameness

3. Pasture renewal

After winter, many pastures have less-than-perfect ryegrass and clover density as a result of treading damage. We recommend over-sowing and under-sowing ryegrass seed into damaged pastures; research has shown this increases dry matter production by one to two tonne/hectare in the first two years after sowing. Learn more at dairynz.co.nz/pasture-renewal

4. Feed the wedge

After balance date, the feed wedge is one of your best tools to help manage pasture. A feed wedge shows your current pasture situation by ranking paddocks based on average pasture cover. It allows you to make proactive decisions to manage a surplus or deficit. Find out how to use it at dairynz.co.nz/feedwedge

5. Pasture Summit field days

Hosted by farmers for farmers, with technical input from dairy sector specialists including DairyNZ. Hear the latest on achieving profitable food production from grass. North Island event, September 19; South Island event, October 2. For info/ to register, email info@pasturesummit.co.nz or visit pasturesummit.co.nz


IN THIS ISSUE...

- | | |
|---------------------------------------|--|
| 1 Take 5 | 18 Forward-thinking leaders wanted for DairyNZ board |
| 9 Investing in your region | 19 Education update |
| 12 United, we're fast-tracking change | 21 Animal matters |
| 14 DairyNZ's Lower North Island Team | 22 Just quickly |
| 16 Deferred grazing on trial | 23 Regional update |
| 17 NZ and US dairy: worlds apart? | |



We appreciate your feedback

Email insidedairy@dairynz.co.nz or call us on 0800 4 DairyNZ (0800 4 324 7969). Alternatively, post to: Inside Dairy, Private Bag 3221, Hamilton 3240. For information on DairyNZ visit dairynz.co.nz.



This publication is printed using vegetable-based inks on paper which is Forest Stewardship Council® (FSC®) certified, mixed source pulp from responsible sources.



Paper produced using Elemental Chlorine Free (ECF) and manufactured under the strict ISO14001 Environmental Management System.

For Taranaki farmer Richard Brewer, the sky's the limit when it comes to continuously improving Brewer Farms' cropping and pasture management.



SUCCESS FROM THE SOIL UP

"YOU'VE GOT TO GO INTO THE PADDOCK – NOT JUST LOOK OVER THE FENCE."



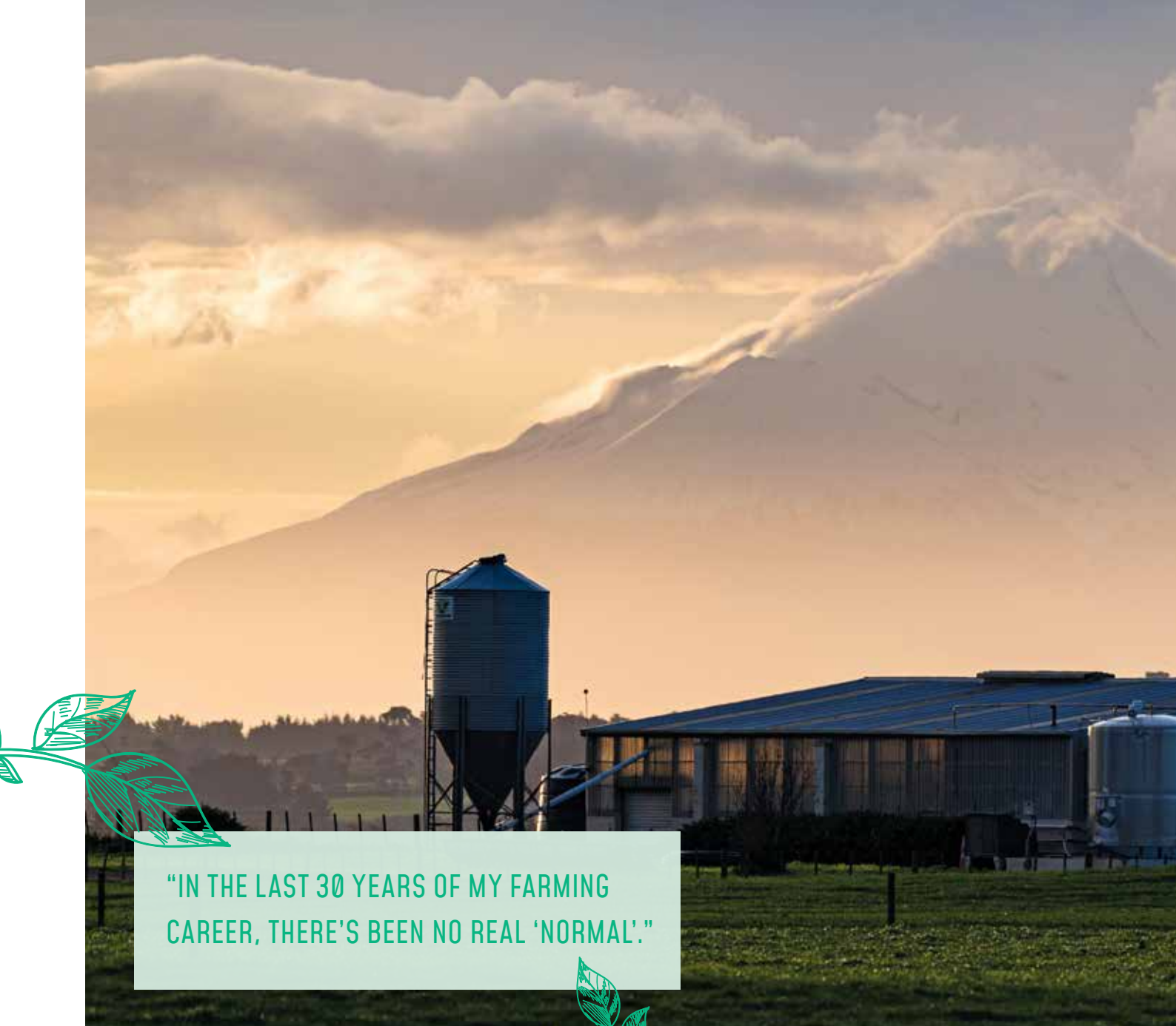
— **'No-till' sowing is ticking business and environmental boxes for Taranaki's Brewer family. They approach cropping and pasture as part of a whole farm system, as Richard Brewer explains.** —

Richard Brewer is often found running through his maize paddocks and pasture, multi-tasking while keeping fit. He might describe it as winding down, but he's also monitoring his stock, crop and pasture at the same time.

"You've got to go into the paddock – not just look over the fence," he says.

That focus is typical of Richard and his third-generation dairy farming family, who own and run farms near the Taranaki coast. They've also been using a 'no-till' approach to pasture and crop sowing since the 1980s.

Richard was on the spot at Massey University in 1982 during the development of the Cross Slot No-Tillage System. Originally designed by Richard's lecturers, Dr John Baker and Bill Ritchie, it was built in Feilding, Manawatu. Richard's been part of the machine's journey and development ever since.



“IN THE LAST 30 YEARS OF MY FARMING CAREER, THERE’S BEEN NO REAL ‘NORMAL’.”

Generating success

The Brewer family business is co-owned by Richard, his wife Jenni, his brother William and wife Lisa. It includes two dairy units plus sheep, beef and maize production. They’re also one of 15 shareholders in Coastal Spring Lamb (now growing markets into Southeast Asia and Vietnam).

One 70-hectare (ha) dairying unit is on the main farm at Manutahi, managed by sharemilkers Owen Clegg and Hollie Wham, and herd manager Guy Cowan. The other dairying unit is at Kakaramea, 10 kilometres down the road. It’s an 80ha equity partnership, formed this year with their previous Manutahi sharemilkers, Chris and Tina Harvie.

Cropping and pasture approach

Each year, on average, Brewer Farms grows 30ha of maize silage – feeding 15ha to their dairy herds and selling the other 15ha. Their no-till approach involves direct-drilling all their crops: maize and brassicas (turnips for the cows and Hunter brassicas

for the sheep), chicory for the lambs, and pasture. They seldom use palm kernel expeller (PKE) for feed, and when they do, it’s just as an extra top-up.

Maize silage is direct-drilled in 30-centimetre rows in late October. Annual ryegrass is sown into the maize silage stubble in late March and used to finish the beef during winter. Brassica crops are used to supplement the dairy herd and sheep during dry periods in the summer. New ryegrass/clover pasture is established after two crops of either maize or brassicas.

“We average 17,000 kilograms per hectare of dry matter (kg/ha DM) grown annually, aiming to harvest 85 percent of that. Our turnip yield averages around 18,500kg/ha. We aim to harvest 90 percent of that, although turnip yield can vary between 17,000 to 21,500, depending on season.”

‘No normal’ here

“In the last 30 years of my farming career, there’s been no real ‘normal’,” says Richard. “We can have really good springs and



Richard (left) shows the soil quality to his team (left to right: Guy Cowan, Hollie Wham and Owen Clegg).

TOP TIPS

RICHARD'S NUMBER-ONE RECOMMENDATION IS TO VIEW CROPPING AND PASTURE AS PART OF YOUR WHOLE FARM SYSTEM. HERE ARE HIS OTHER TIPS.



Plan and prepare – and pay attention to detail: soil testing to crop grazing.

Get your timing, input, ordering and monitoring right.



Actually GO into the paddock to monitor, don't drive past.

Use technology as it becomes available.



Use a good mentor and have good spray and drill contractor relationships.

Utilise your crops well – feed pad, bunker system, etc.





"PASTURE WILL ALWAYS BE YOUR CHEAPEST FEED."



Richard in the maize bunker. Maize balances the farm's high-protein spring growth.

dry summers. We need to be resilient to be able to handle those climatic changes.

"The first thing would be to take some areas out to plant summer crops to control the spring growth. Growing maize to feed cows in early spring also balances the high-protein spring growth we get." (Maize is low in protein, high in carbohydrate.)

The Brewers also use maize feed (and turnips) to buffer the dry summer pasture deficit, which helps them to extend lactation in autumn to get more days in milk.

"You can have a 300-day lactation."

Using a feed pad and a feed bunker takes stock off the paddocks, minimising pasture damage from pugging and cows' exposure to facial eczema spores in the autumn grass. Richard's crafty re-purposing of some simple and cheap clips to make his bunker's edge-coverings airtight reduces feed wastage too.

"I saw them being used to secure coverings in an orchid shadehouse."

Location, rotation and pasture renewal

The Brewers place turnips close to the milking shed (more accessible for daily grazing) and maize further away, in a crop rotation.

"We'll grow a crop in a block for two years and then move on," says Richard. "We'll have a crop, then a winter annual or an Italian ryegrass, then we go back to a crop again, then it goes back to permanent and then we move onto a new block."

This spreads the cost and eliminates old grass species and resident weeds.

"Over a period of eight years, we actually end up re-grassing the whole farm. That's very important, because pasture is king. Pasture will always be your cheapest feed."

New cultivars making a difference

Richard is right on top of the development of new cultivars and DairyNZ's Forage Value Index (FVI – dairynz.co.nz/fvi). He's also aware of DairyNZ's long history of research in the Taranaki region (see dairynz.co.nz/taranaki).

"I use the FVI to try and select the best pasture cultivars available at the time. Maize cultivars are now better and mature more quickly in less sunshine hours – great for Taranaki and Manawatu," he says.

"We use new grasses with AR37 endophytes which are more tolerant to Black Beetle and Argentine Stem Weevil. So, we're getting a production advantage there by getting those new grasses in. They're also more efficient, particularly the tetraploid grasses, as they're high-metabolisable energy feeds."

Timeliness and planning

"For cropping, you need a good planning process – you've got to be doing things at the right time. Make use of new technology as it comes available. For example, 'Ultrastrike'-coated turnip seed protects against aphids spreading a virus that causes soft rot in the bulb. There are also softer insecticides that are kinder to 'good' bugs while destroying the 'bad' ones."



He keeps on top of insect pests, such as springtails, which damage germinating and newly emerged seedlings. Richard uses a little bit of insecticide to get rid of the springtails at spray-out time, with a second spray around the 18-day mark to get rid of the next lot. (These tiny – one millimetre – brown-to-black insects cluster around plant roots in the soils. They're easy to spot: just place a piece of paper on the ground and they'll jump on to it.)

After the second springtail spray, "... it's pretty much a spray every three weeks to control both Diamond Back Moth and Leaf Miner in the crop," says Richard. "In between times, you're monitoring – and that's very, very important."

"Selecting crops, and timing when you sow them, are also very important. With turnips, you've got a 90-day maturity. To sow, we go back to 75 days from when you want to start grazing the crop, and split-sow, with three weeks between the two [establishment phases]."

This means the Brewers' cows can be grazing the first, mature turnip crop until the next one's ready. Given the farm's impressive turnip yield, it's no surprise to hear that Richard has won Taranaki Federated Farmers' turnip-growing contest twice: once in its first year (2017) and again this year (no contest was held in the year inbetween due to drought).

Sharemilkers Hollie Wham and Owen Clegg (with dogs Sam and Pip) have known the Brewers for 14 years. They're now sharemilking the Brewers' 70ha dairying unit on the main farm at Manutahi, assisted by herd manager Guy Cowan.





Richard has demonstrated the Cross Slot machine to local, visiting and overseas farmers.



Jenni and Richard Brewer. The Brewer family and their teams work together to keep their farms' cropping and pasture on track.



Many hands make light (soil) work.

FARM FACTS

BREWER FAMILY

LOCATION: Patea and Hawera, Taranaki

HERD SIZE: 415 Friesians

FARM SIZES:

- Manutahi 70ha dairy, System 3 (50/50 sharemilkers)
140ha sheep/beef
- Makowhai 190ha sheep/beef
- Kakaramea 80ha dairy, System 2 (equity partnership)

STOCKING RATE: Manutahi – 3.1
Kakaramea – 2.7

PRODUCTION: 166,000kg MS/yr (two farms)

Environmental benefits

The Cross Slot No-Tillage System enables the Brewers to produce above-average yields while looking after the environment. Richard says with little soil disturbance from the drill, they get very high germination emergence and less soil degradation. They also maintain soil structure and organisms, get better weed control and reduce soil runoff and carbon emissions. Residue also protects the seedlings from wind and soil moisture loss. Fertiliser use is better targeted and reduced, as it's placed near the seed at the same time.

Richard applies nitrogen when he sows the seed. Residue broken down by the bugs in the soil is then cycled through the system over eight weeks, before being re-released for the growing plants to use.

“So, there’s very little nitrogen losses in the system, which is good for the environment.”

The Brewers’ no-till methods also sit well with New Zealand’s *Good Farming Practice Action Plan for Water Quality* (produced by a multi-partner governance group which included DairyNZ). This Plan (see fedfarmers.org.nz) emphasises the importance of paddock selection, establishment and grazing in minimising sediment and nutrient loss from Critical Source Areas during

cropping. It also recommends farmers keep soil exposure to a minimum between cropping and pasture rotations.

Future-focused

Aware that different approaches have different advantages, Richard’s equally keen to acknowledge that more traditional approaches also have their place.

“You’ve got to hand it to the many companies and farmers who’ve had a system that’s been working for them with cultivation, getting a good crop.”

Nevertheless, he remains sold on no-till and his Cross Slot No-Tillage machine, adding that the \$300,000 he invested in the drill and tractor set-up 10 years ago has been well worth it. It looks likely that the Brewers’ no-till methodology will remain at the heart of their cropping and pasture approach for another three decades.

■ **Words:** Kaye Whittle ■ **Photos:** Brad Hanson

Read our lead stories on cropping and pasture renewal in our South Island and Upper North Island editions of *Inside Dairy* September at dairynz.co.nz/insidedairy-september2019

Investing in your region

► Check out these examples of how DairyNZ's been investing your levy in the Lower North Island and Taranaki region.

About **1000** school children

visited a dairy farm in this region over the past year as part of our School Farm Visit Programme (nationally, 5200). This programme is supported by many volunteer dairy farmers.

Visit dairynz.co.nz/schoolfarmvisit for details.



There are **61**

Dairy Environment Leaders

in the Lower North Island region (297 nationwide). Supported by DairyNZ, these farmers work to achieve better outcomes for the environment and farming and are active in our communities. Visit dairynz.co.nz/DEL



91 support farmers

in the Lower North Island region (nationally, 479) are sharing their experience with other farmers as part of DairyNZ's Dairy Connect programme.

Visit dairynz.co.nz/dairyconnect for details.

DairyNZ supports dozens of **partner farms** nationwide, including research, demonstration and monitor farms (dairynz.co.nz/about-us). In the Lower North Island, these include five farms focused on reducing greenhouse gases and also a \$400K-per-year investment in Dairy Trust Taranaki (DTT). Based at Stratford, Hawera and Waimate West, DTT's four demonstration farms deliver relevant, world-class science, research and extension to dairy farmers locally and nationally.

Visit dairynz.co.nz/taranaki

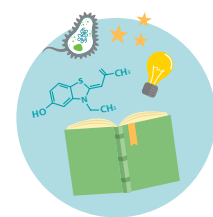


13

DairyNZ scholarships

(from a total of 55 nationwide) were awarded to outstanding students from the Lower North Island region this year. These scholarships are given to bright young Kiwis studying dairy-related degrees.

Learn more at dairynz.co.nz/scholarships



We put **your voice** directly into sector policy, by working closely with Horizons Regional Council, farmers and other regulatory authorities on your behalf. Our focus on regional and national projects and plan changes ensures decisions are based on good science and farmers are represented at the decision-making table.



We hosted **270** discussion groups (833 nationwide) and dozens of business progression groups and other farmer-focused events across the Lower North Island over the past year.



We also worked with farmers, rural professionals and local government on two Lower North Island regional plans. Visit dairynz.co.nz/events and dairynz.co.nz/regional-priorities

A guide to maximising profit from your homegrown feed



How do you grow more feed at home and increase your chances of higher profit? DairyNZ feed specialist Maitland Manning walks us through the steps.

For New Zealand dairy farmers, the number-one driver of profit is homegrown feed eaten. Twelve years of DairyBase data shows us that every extra tonne of homegrown dry matter (DM) eaten per hectare (ha) is worth \$300 per ha in operating profit.

To increase your farm's potential profit, you need to increase your homegrown feed eaten, increase your homegrown feed grown, or both. In this article we'll focus on the options to increase homegrown feed grown:

- Improve pasture DM production through pasture renewal.
- Use crops to fill feed deficits (summer or winter) when pastures don't grow.

Why?

Both these options cost time and money, so you'll need to give them careful consideration. When deciding whether to renew pasture or plant crops, ask yourself 'why?' Is it to:

- fix underlying causes of low pasture production?
- shift a surplus from spring to summer?
- fill a feed gap in summer or winter?
- use forages to meet environment goals?

How?

If you've decided you need to improve pasture DM production through pasture renewal, or use crops to fill feed deficits, it's time to make a plan.

1. Select paddocks

Use pasture records* to assess which paddocks to crop or renew, based on one of the following:

- Paddocks with lowest annual pasture yield.
- Paddocks with least number of grazings, averaged by size.
- Paddock soil fertility and cropping history.
- Distance from the farm dairy, if planning to graze with milking cows.

*If records are unavailable, use DairyNZ's Pasture Condition Score Tool – dairynz.co.nz/pasture-tool

2. Manage a feed deficit

Think about how you'll manage a potential spring feed pinch with paddocks taken out of the rotation to re-grass or plant into crops. Get some tips at dairynz.co.nz/feed-budgets



3. Pick the right mix

Consider pasture and crop options that best meet your 'why?' – see next page.

Check that your mix of homegrown feeds meets the nutritional requirements of your cows (milking or dry) – go to dairynz.co.nz/nutrition

4. Choose an establishment method

The method you select will depend on your answer to the 'why?' but it'll be one of these:

- Oversow – less expensive, quicker to graze than direct drilling or cultivation, but can have poorer yield.
- Direct drilling – less expensive, less time-consuming, less nitrogen leaching, retains soil moisture and quicker to graze than cultivation, but can have poorer yield if not done well.
- Cultivation – gives the most consistent results through weed and pest control, reduces compaction, and offers good soil coverage of seed; but is expensive, slower to graze and can lead to higher nitrogen leaching.



WHAT ARE YOUR OPTIONS FOR GROWING MORE FEED ON THE MILKING PLATFORM?

I WANT TO INCREASE PASTURE YIELDS



SELECT PASTURE SPECIES




Choose the right species or mix. Here are some options:

- Ryegrass
- Clover
- Plantain
- Chicory in sward
- Cocksfoot
- Tall fescue
- Kikuyu

Find out about the individual qualities of each at dairynz.co.nz/feed

I WANT TO FILL A SUMMER FEED DEFICIT



SELECT SUMMER CROP



Choose a crop that meets your farm system needs for feed supply and demand. Some common choices are:

- Maize silage
- Summer turnips
- Plantain
- Chicory

Find out about the individual qualities of each at dairynz.co.nz/crops

I WANT TO FILL AN AUTUMN/WINTER FEED DEFICIT



SELECT WINTER CROP



Choose a crop that meets your farm system needs for feed supply and demand. Some common choices are:

- Fodder beet
- Kale
- Swedes

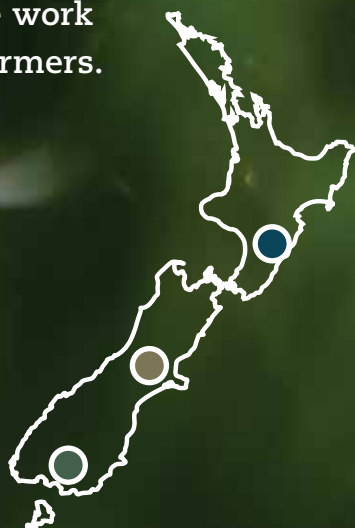
Find out about the individual qualities of each at dairynz.co.nz/wintering

Your decisions will depend on your region, climate and soil. For more information, go to dairynz.co.nz/feed and dairynz.co.nz/crops. We recommend you talk with your local agronomist for regionally specific advice.

United, we're fast- tracking change



Through a collective approach between dairy farmers, regional councils and dairy sector partners, methods for improving the environment are quickly being adopted across New Zealand. These three DairyNZ-led projects build on existing research and the work being done by farmers.



TARARUA PLANTAIN PROJECT

PLANTAIN RESEARCH COULD BE A GAME-CHANGER FOR DAIRY FARMERS.

About the project

Many dairy farmers in Tararua District are facing a massive challenge right now. Under Horizons Regional Council's *One Plan*, they're required to reduce their nitrogen (N) leaching by an average of 60 percent.

Plantain is set to play a key role in the solution. Recent DairyNZ research has found New Zealand-bred plantain cultivars reduce soil N concentration from cows' urine patches. This allows plants to utilise a greater proportion of N, which reduces N leaching by an estimated five to 30 percent, depending on soil type and the quantity of plantain in the cows' diet.

Based on these findings, Tararua dairy farmers have initiated the seven-year Tararua Plantain Project, managed by DairyNZ. Scientists from DairyNZ and partner organisations are helping farmers to make plantain work in their systems, aiming to reduce N loss while maintaining farm profit.

DairyNZ and Ministry for Primary Industries (through its Sustainable Farming Fund) are majority funders. It's also supported by Horizons Regional Council, AgResearch, Agricom, and Fonterra.

Farmer action

Paddock-scale monitoring is underway on eight farms. Water quality monitoring and modelling will be carried out as the farmers incorporate plantain into their systems. Results will be shared with farmers and the local community, showing the potential for, and actual improvements achieved from, plantain.

HINDS AND SELWYN PROJECT

**INSPIRING HIGH-PERFORMANCE,
LOW-FOOTPRINT FARMS.**

About the project

The Hinds and Selwyn Project, funded by DairyNZ, is helping local farmers to meet nitrogen (N) loss limits and maintain profitable businesses under the *Canterbury Land and Water Regional Plan*.

DairyNZ is working alongside a group of farmers to help them identify the most appropriate solutions, considering their production systems and goals.

The information gleaned from these farms is providing a range of examples and options for other farmers to consider.

Farmer action

DairyNZ has worked closely with 30 partner farms since the project started in September 2018, and we'll work with another 20 in year two.

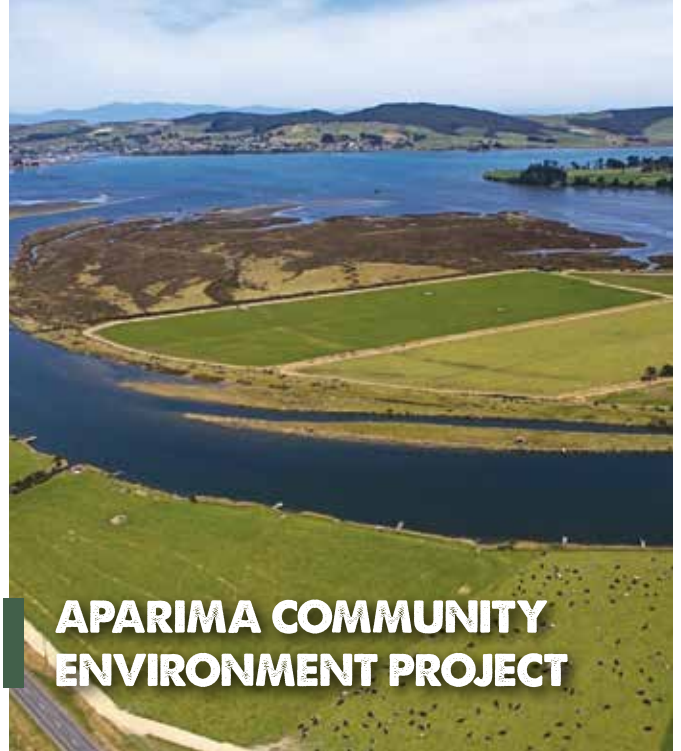
The main changes farmers have made to reduce their environmental footprint are:

- improved irrigation efficiency and effluent management
- lower N use (from more efficient use of fertiliser)
- increased use of feeds with lower N content
- using catch crops to capture available N during winter months.

Using plantain is also a common feature among the partner farmers, but the way this forage is used varies from farm to farm.



DairyNZ senior developer Phillipa Hedley speaking at the launch of the Hinds and Selwyn Project last year.



APARIMA COMMUNITY ENVIRONMENT PROJECT

LARGE-SCALE INITIATIVE EXPECTED TO HAVE BIG EFFECT ON WATER QUALITY.

About the project

Funded and supported by DairyNZ, a group of Southland farmers have united to tackle water quality issues in the Aparima Catchment. They're encouraging *Good Farming Practice* principles on all 600 properties (of which 218 are dairy farms) in the catchment, aiming to enhance water quality for future generations.

This large-scale project involves farmers, land managers, extension experts (like DairyNZ consulting officers) and scientists. They're working together to identify, implement and track environmental actions across a wide range of farming properties and land uses. Through modelling and monitoring, the actions of every farm plan will be linked to water quality outcomes.

The Aparima Community Environment Project involves six farmer-led catchment groups, Environment Southland, DairyNZ, Beef + Lamb New Zealand, and Fonterra, plus support from other industry groups.

Farmer action

Over the next two years, all landowners in the Aparima Catchment will form a Farm Environment Plan (FEP), with support from DairyNZ. A key focus will be applying *Good Farming Practice* principles for planting and feeding winter crops. This includes taking steps to reduce surface runoff. For example, farmers will choose their crop paddock wisely, identify low-lying areas in the paddock and leave these in grass, or graze through the area quickly to reduce pugging and overland flow of sediment into waterways.

Find out more about these three projects by going to dairynz.co.nz/catchmentprojects

DAIRYNZ'S LOWER NORTH ISLAND TEAM

SNAPSHOT

REGIONS:

Taranaki and Lower North Island



REGIONAL HUB LEADER:

Rob Brazendale



HUB OFFICE:

Massey, Massey University Campus,
Palmerston North



REGIONAL OFFICES:

Massey, Palmerston North and Stratford, Taranaki

THE TEAM:

The team includes consulting officers, events and administration staff and is supported by farm business, animal husbandry, policy and regional catchment specialists.



WORKING FOR YOUR REGION

DairyNZ and our team recognises the challenges dairy farmers are facing. Our core goal is to provide farmers with the support, options and solutions they need to evolve and adapt their businesses to meet these challenges while remaining competitive economically – and still enjoy farming.

We've asked our dairy farmers directly what they consider their regional issues are. In the Lower North Island, these revolve around managing the environmental challenges and attracting and retaining good people, building the capability of farm staff and improving profitability at the same time. DairyNZ's Lower North Island regional plans reflect these priorities.

We're providing intensive support to farmers in the Taranaki District who face challenging nitrogen (N) loss reduction targets required for land use consent. We're seeking widespread adoption of plantain within this catchment to reduce the N loading in the upper Manawatu River. In Taranaki, our focus is on identifying how we can support farmers to upgrade their

effluent systems to meet regulatory requirements. More broadly, we're helping farmers to improve their farming practices across environmental and animal welfare areas in ways that meet regulatory requirements. We also want to ensure their farms are – and remain – profitable and resilient businesses into the future.

A new initiative for the region is aimed at building the capability of farm staff. As farmers face more complex challenges, they need to attract more people with increased capabilities into their farming businesses who can also help them capture future opportunities. As part of this, we're providing learning opportunities for a range of people from inexperienced farm assistants to experienced farm owners.

Regional financial benchmarks (based on DairyNZ's DairyBase) are also being established for a range of soil types, to demonstrate what good financial performance looks like across our region.

HUB LEADER
LOWER NORTH ISLAND

Rob Brazendale

021 683 139

rob.brazendale@dairynz.co.nz



KEY

- Regional office
- Hub office



UNILNI regional boundary →



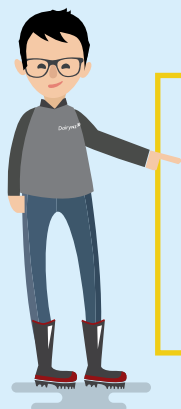
Mark Laurence
Regional leader
Taranaki

Consulting officers:
- Nathan Clough
- Ian Burmeister



Rob Brazendale
Regional leader
Lower North Island

Consulting officers:
- Kate Stewart
- Gray Beagley
- Jo Back
- Richard Greaves



MORE INFO

- Get in touch with DairyNZ's Lower North Island Team – check out page 25 for contact details, or go to dairynz.co.nz/contacts
- Regional plans and projects – get details at dairynz.co.nz/about-us
- Read about our other two regional teams and their work in the Upper North Island and South Island editions of *Inside Dairy* September at dairynz.co.nz/insidedairy-september2019

Deferred grazing on trial

A new levy-funded research project will help us to understand the potential benefits and pitfalls of using deferred grazing, explains scientist Wendy Griffiths.



A healthy pasture has four to five million tillers per hectare. However, we know that many farmers, particularly in the Upper North Island, are struggling to maintain this density. The drive to maximise animal production, combined with a drier and hotter climate and insect pressure, is placing the ryegrass plant under greater stress during late spring and summer, reducing pasture persistence.

In March 2018, DairyNZ started a plot-scale trial at Scott Farm, near Hamilton, to look at ways of recovering perennial ryegrass populations through grazing management. Through our discussions with a group of Waikato dairy farmers, we identified two management interventions:

- 1 Extending the spring grazing rotation.
- 2 Deferred grazing of pasture in spring and summer.

These are being compared with two other management interventions:

- 3 Autumn undersowing.
- 4 Current best practice spring and summer management.

Over the next year and beyond, our research team will track tiller populations to see if there's a lasting benefit from deferred grazing. We'll quantify the costs involved, particularly the feed lost during deferral and the reduced energy density when paddocks are re-opened.

We'll also be seeking to better understand the potential pitfalls of this practice. There are two key questions we'll aim to answer:

- Does the endophyte transmit from seed to seedling after sitting on a warm soil surface over summer?
- Does the mulch effect that retains moisture contribute to damaging insect populations?

Results from this trial will be published in an *Inside Dairy* edition next year.

“Our research team will track tiller populations to see if there’s a lasting benefit from deferred grazing.”



Ryegrass pasture recovery using deferred grazing (foreground) compared with control treatment (adjacent plot in background).

→ How to use deferred grazing

We recommend you follow these steps:

- 1 Identify poor-performing paddocks.
- 2 Close paddocks in line with flowering date:
 - early October for mid-heading cultivars.
 - early November for late-heading cultivars.
- 3 Re-open paddocks to grazing in:
 - mid- to late January for mid-heading cultivars
 - late February for late-heading cultivars.
- 4 Before grazing, check the ground for evidence of seed shed and stomp on the ryegrass plants, which may have lodged, to check that seed will shed with cow traffic.
- 5 Leave some residual after grazing and consider mowing to 7cm to 8cm to provide a mulch layer for conserving soil moisture.

By adopting these guidelines, you'll capitalise on perennial ryegrass cultivar flowering patterns and ensure there's enough recovery time for a paddock to re-enter the farm's rotation.



DairyNZ's Samantha Tennent meets the herd at Redhead Creamery in Brooten, Minnesota. The family operation milks 206 cows and uses seven percent of the production to make cheese in its on-site cheese plant.

NZ and US dairy: worlds apart?

After visiting dairy farms in America, DairyNZ developer Samantha Tennent shares some insights into the differences and similarities between Kiwi and US dairying.

As well as being a developer in DairyNZ's Animal and Feed Team, I help to share the agricultural message in my side job as a freelance journalist. I was fortunate to receive a journalism award* that took me to Minnesota, America, for a leadership bootcamp and the annual International Federation of Agricultural Journalists (IFAJ) congress in July.

My trip included a visit to three dairy farms – with herd sizes of 400, 9500 and 206 cows, respectively – which showed me the great differences between New Zealand and US dairy farming. On the farms I saw, the cows are kept inside from birth, never stepping on a blade of fresh grass. Since the animals are indoors, there are no fences outside; we drove past miles of farmland and didn't see a single fence.

I learned that US herds are milked year-round. In one day, farmers are checking springers, collecting calves, feeding calves, feeding heifers, detecting heats, artificially inseminating, feeding the herd, milking, spreading effluent and performing many other tasks that, here in New Zealand, we do in seasonal blocks. The herds I saw are on total mixed rations, fed consistently year-round. The cows' feet are on regular trimming schedules, and the animals are given a range of opportunities to get pregnant.

The US Government passed a bill in 2018 to better support its farmers. Farmers are offered a dairy margin recovery programme, like an insurance policy against fluctuating milk prices. Another

bill has been passed to help farmers cover lost trade. Without this protection, many farms wouldn't survive, which would ruin rural communities.

Although the US dairy system is a world away from our pasture-based, seasonal set-up, the challenges their farmers face are close to home. Labour is a consistent theme; farmers struggle to find willing, capable people and they look to imported labour to ease the pressure (although, they also face immigration limitations). Farmers also deal with broadband and rural health care problems. And although US farmers have government support, they're still facing issues with trade and markets. Volatility is confronting. Sound familiar?

Overall, seeing first-hand how US farms operate was a brilliant experience. It was eye-opening to discover that our dairy systems are vastly different, but that we also have much in common in terms of the challenges.

A huge thanks to Alltech, IFAJ, the NZ Guild of Agricultural Journalists and Communicators, DairyNZ, the Agricultural and Marketing Research and Development Trust (AGMARDT), Rongotea Lions and my family for supporting me on this adventure.

**The Alltech-International Federation of Agricultural Journalists (IFAJ) Young Leaders in Agricultural Journalism Award.*



Forward-thinking leaders wanted for DairyNZ board

Farmer leaders with a vision for the future of dairying and a desire to influence its direction are encouraged to apply for two roles on DairyNZ’s board.

Dairy farmers have until Thursday, September 5, to get nominations in for DairyNZ’s Board of Directors. This year, elections are taking place for two farmer-elected directors and a Directors Remuneration Committee member.

DairyNZ chairman Jim van der Poel encourages dairy farmers who are strategic thinkers, future-focused and have experience in governance and leadership to consider applying.

“Farmer-elected directors play a really key role on DairyNZ’s board and we are keen to have skilled, forward-thinking dairy leaders join our team,” he says.

"Farmer-elected directors play a really key role on DairyNZ's board."

“So, we are looking for people who understand farm systems, research and development, policy and advocacy. Candidates should also have an understanding and interest in driving *Dairy Tomorrow* and, therefore, a vision of what the future of dairy looks like.”

Jim says candidates must have the best interests of all New Zealand dairy farmers at heart.

All farmers paying a levy on milksolids to DairyNZ are eligible to stand for the Board of Directors and the Directors Remuneration Committee. The DairyNZ board consists of five farmer-elected directors and three board-appointed directors.

Go to dairynz.co.nz/agm for more information on the nomination process.

Farewell to Ben Allomes



Ben Allomes will be stepping down from DairyNZ’s Board of Directors this October.

Ben was elected by levy-payers in 2011, as one of five farmer-elected directors. Since then, the Woodville-based dairy farmer has provided key support around a range of issues, particularly people and talent.

“My wife Nicky and I have got a lot out of dairy and I really wanted to give back and repay that through governance,” says Ben. “It’s been such a great experience. I will miss the diversity of the board and working with them, debating and discussing things.

“I’ve learnt a great deal through the role, particularly through the width and breadth of DairyNZ. You’re in a unique position to see the things DairyNZ do, and the scope of things the organisation works across still blows my mind. Our sector would be lesser if it weren’t for DairyNZ’s role in so many things.”

After he stands down next month, Ben plans to spend more time with his family, on the farm and looking at new opportunities.

“I am an active relaxer, I don’t sit down for long.”

Terrific tanker on track

Track the Tanker is DairyNZ’s new levy-funded education resource released to teachers in May. It’s taking students along the milk supply chain, from cow to tanker to glass.

The resource is being used in schools from Ahipara in the north, to Pitt Island (on the Chatham Islands) in the south. Its key focus is on maths and social science learning areas.

Activities include children using a protractor to calculate the angle required for each turn tanker driver Tina makes on the farm and at the farm gate. They also use a compass and Google Maps to estimate the tanker’s time and distance to and from the dairy factory.

Other highlights include a series of fun activities, with students working out volume, capacity and weight, then finishing up in round robin teams competing in the ‘Cow Olympics’. Here’s a sample of reactions noted in teachers’ blogs on our DairyNZSchools website:

- “[Our Year 5 and 6] children loved this kit, and as teachers, we found the maths concepts involved were really challenging. They provided a great opportunity for new learning.”
- “Most of the children in my class live on dairy farms, so the

‘grass-to-glass’ process was incredibly relevant and of high interest for them. They LOVED the Cow Olympics!”

- “While we used it mainly as a maths focus, it was a fantastic integrated unit with learning across all areas of the curriculum. It also involved so much teamwork and cooperation and incorporated lots of measurement techniques.”

This last comment comes from a teacher at Waikato’s Tamahere Model Country School, an early adopter of the resource. Its pupils were delighted to see *Track the Tanker* showcased in Rosie’s classroom a few weeks later while visiting National Fielddays at Mystery Creek.

“They became very animated when they saw the kit and were very keen to share what they’d been doing with it in class,” says Karen Sandoy, DairyNZ’s education and community engagement manager. “Judging by the ongoing positive comments being posted each week on our DairyNZ Schools website, *Track the Tanker*’s popularity can only continue to grow.”



Classroom-based activities in full swing.



Three new DairyNZ school resource kits have been released this past year to **1250 teachers**, reaching **40,000 children**. They include **Can it Ice Cream**, released in 2018, which to date has been our most popular resource.



Another kit (released to **250 teachers** in Term 3 of 2019) is *Grassroots* (stories from well-known New Zealanders who have grown up on farms).



Teachers’ guides and other support resources for each kit are available for download at DairyNZSchools.co.nz

Do my cows need more sugar?

Spring pastures are low in soluble sugars, but is adding more sugar to cows' diets a cost-effective solution? DairyNZ senior scientist Jane Kay investigates.



The main energy source for dairy cows comes from the fermentation of carbohydrates in their rumen. These carbohydrates can be divided into two main types: structural and non-structural. Pasture is high in structural carbohydrates, while supplementary feeds such as molasses and cereal grains are high in the non-structural carbohydrates, i.e. soluble sugars and starch.

Carbohydrates

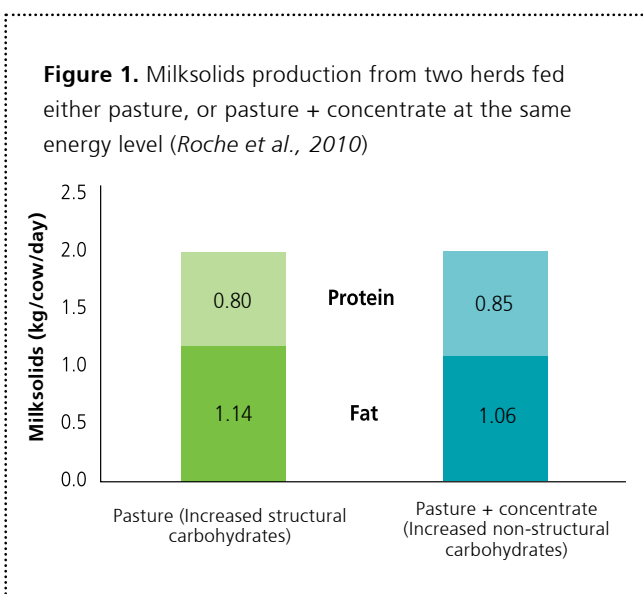
In theory, milk production is maximised when non-structural carbohydrates make up 35 percent of the diet. In a pasture-based system, these non-structural carbohydrates are present only in relatively low levels. However, it's not cost-effective to replace the structural carbohydrates found in pasture with sugar and starch from alternative feeds.

Matching 'building blocks'

This is because plant carbohydrates are made up of the same 'building blocks' of sugar units (like Lego blocks). The only difference between the carbohydrates is how these blocks (or sugar units) are joined together.

Soluble sugars are made up of individual sugar units already pulled apart and ready to use in the rumen. In comparison, starches are made up of sugar units joined together by a simple bond.

"It's not cost-effective to replace the structural carbohydrates found in pasture with sugar and starch from alternative feeds."



The structural carbohydrates found in pastures are made up of the same sugar units, but they're joined together by a different bond to form a more complex structure.

Dairy cow digestion

Luckily, the dairy cow has enzymes in her rumen to break apart the bonds in these carbohydrates, so all the sugar units can be used.

So, even though spring pasture may be low in sugar and starch, there are enough readily digestible carbohydrates in pasture to provide a good energy source for the lactating dairy cow.

If there is enough pasture available for your lactating cows, then pasture is enough.

This is because the structural carbohydrates in good-quality, leafy spring pasture are highly digestible (70 to 85 percent) and can be degraded relatively quickly in the rumen. As a result, they supply similar energy to sugars and starches, so unless the total energy of the diet is increased, feeding supplements high in sugar and starch will not improve production.

It's true that increasing the amount of sugar and starch in the diet of grazing cows will alter milk composition to favour more protein and less fat. However, it won't increase energy generated from the rumen, or total milk solids production – unless the total energy of the diet is increased (see Figure 1 above).

Myth

Increasing the amount of sugar in my cow's diet will improve production and profitability.



BUSTED



The carbohydrates in good quality ryegrass pasture are readily digested and supply the cow with the same energy as sugar or starch.

Maximising mating success

Before mating starts, use your DairyNZ InCalf Fertility Focus Report to review last season's heat detection performance, form a solid plan and save money this season.

A cow that isn't on heat when it's submitted for insemination costs money. It can also be risky if the submitted cow was pregnant from a previous insemination, as another mating could disrupt the pregnancy and cause the cow to lose her calf.

There are two sections of DairyNZ's InCalf Fertility Focus Report that directly relate to heat detection: 'pre-mating heats' and 'heat detection'. But you can also use '3-week submission rate' and 'conception rate' to get an idea of what's been happening on-farm.

Missing heats

➤ Your report's 'heat detection' figure is a good indicator of heat detection sensitivity on-farm. It includes early calved, mature cows. In theory, as these cows calved early enough and were old enough, they should be cycling. How many of those were picked up in the first three weeks of mating?

A report with a low submission rate, low heat detection but high conception rate could be hinting that heats were missed during mating. It's saying the cows that were submitted conceived well, but there were plenty of cows that weren't submitted.

“A cow that isn't on heat when it's submitted for insemination costs money.”

Inventing heats

➤ So, what's going on when your herd has been submitting a lot of cows, but not many of those submitted actually conceived? If your report shows a high submission rate, high heat detection, but low conception rate, that low rate of conception could indicate an issue with 'invented' heats (when someone incorrectly determines a cow is on heat).

A likely cause of invented heats is when people strive to achieve the target for submission rates without understanding the big picture. In other situations, staff are incentivised to hit the target, which can lead them to over-report heat detection (intentionally or not).

Fatigue

➤ The graph shown on detailed reports provides a great visual tool for reproductive performance. If the graph is tracking well for the first three weeks, then dropping off (then increasing again once the bulls have been put in), it's likely there's been some heat detection fatigue. Conversely, if there's a drop-off after insemination/artificial breeding (AI/AB) has finished, bull performance might be the issue.

A final point: your Fertility Focus Report can hint at what's happening on-farm, but it's best to give the information to your vet and advisers so they can help you create a thorough reproduction plan.

For more information and tools, including our InCalf Fertility Focus Report, see dairynz.co.nz/heatdetection and also dairynz.co.nz/incalf

Key points

- Use your DairyNZ InCalf Fertility Focus Report to spot clues around heat detection performance.
- Use the report to work with your vet and advisers on this season's heat detection plan.
- Ensure everyone on-farm understands the importance of selecting the right cows at the right time for mating.

Biosecurity Response Levy – 2.9c from September 1

➔ In February, we consulted with you about the Biosecurity Response Levy which will fund the dairy share of the *Mycoplasma bovis* response.

You told us you wanted the levy to be managed by DairyNZ, and you supported the maximum rate being set at 3.9 cents per kilogram of milksolids per year.

We listened to your feedback (more than 1700 farmers responded) and considered many options when setting the rate for the coming year. We can now confirm that:

- the Biosecurity Response Levy will be effective from September 1, 2019
- the rate will be 2.9 cents per kilogram of milksolids for the first year (until May 31, 2020).

The levy will be administered by your milk supply company. On your milk docket, it will show as 'Biosecurity Response Levy'.

If you have any questions, please contact us at info@dairynz.co.nz or call 0800 4 DAIRYNZ (0800 4 324 7969).

PROTECT
OUR FUTURE.

New dairy career progression course

Would you like to take your farming career to the next level? Sign up now to study for the Certificate in Dairy Career Progression.

This 18-week course (being piloted in the Waikato in late 2019) will be provided through DairyNZ's subsidiary, Dairy Training Limited, with support from a course tutor who has a practical farming background.

You'll learn specific financial management, technology and communication skills through practical, interactive and group learning – and trade pen and paper for user-friendly, cloud-based learning and assessment.

Phone or text Greta on **021 646 053**, email greta.baynes@dairytraining.co.nz – or search for 'dairy career progression' at dairytraining.co.nz



Donate a calf to IHC

Want to make a real difference to the lives of people with intellectual disabilities?

Last year, IHC's Calf and Rural Scheme raised \$760,000 through the sale of donated calves. IHC uses those funds to provide residential care, supported living and vocational support for people with an intellectual disability.

IHC needs your support in donating calves again this year. Find out how to register to get your pink ear tags or to make a virtual donation by visiting ihc.org.nz/calf

ihc | Calf & Rural
IN YOUR COMMUNITY Scheme



Repro events – take the team

A series of DairyNZ ReproSmart workshops in September will help your entire farm team brush up on their pre-mating management skills.

Running throughout Taranaki and the Lower North Island, ReproSmart will help farmers at all levels to create and implement a plan to increase in-calf rates. The events will provide practical and tailored training on good heat detection and how to assess a herd’s reproductive performance using DairyNZ’s InCalf Fertility Focus Report.

DairyNZ InCalf developer Samantha Tennent says the ReproSmart events will benefit farmers of all experience levels, and she encourages employers to bring their staff.

“This is a great chance for the whole farm team to develop vital skills. It also provides a good practical grounding and warm-up for the busy mating period. It gets everyone in the right mindset to focus on important mating-related targets,” says Samantha.

“This is a great chance for the whole farm team to develop vital skills.”

“With heat detection in particular, determining which cows to submit for insemination might be one person’s responsibility, but the entire team can contribute. I like to think about heat detection in three parts: plan, observe, and monitor. The

workshops will cover aspects of each of these steps, with a particular focus on reviewing last season’s performance to determine this season’s approach.”

Samantha says the events will also help decisions-makers understand what their Fertility Focus Report numbers mean.

In the meantime, learn about how to maximise mating success by reading our article on page 21 of this issue of *Inside Dairy*.

Event Details

The ReproSmart events are being held in Taranaki and the Lower North Island throughout September. The topic will also be covered at some discussion groups.

- September 11 – South Taranaki
- September 12 – Coastal Taranaki
- September 18 – Central Manawatu
- September 19 – Central Taranaki
- September 26 – Hawke’s Bay
- October 1 – Wairarapa

Visit dairynz.co.nz/events for more information.



September events

MONDAY	TUESDAY	WEDNESDAY	THURSDAY	FRIDAY	SATURDAY	SUNDAY
30						1
2	3	4	5	6	7	8
9	10 TARANAKI Christopher Blyde's third season of 50:50 sharemilking at Mangorei is the focus of the Mangorei discussion group's get-together from 10.30am to 3pm. Come along to see how it's going.			13	14	15
16	17	18 LOWER NORTH ISLAND Head to Central Manawatu's ReproSmart workshop between 10am and 12.30pm. The focus will be on mating, with practical and tailored training on offer. Venue to be confirmed.			21	22
23	24	25	26 TARANAKI Matt, Maurice and Marlene Kissisk are the hosts of the Mangatoki/Te Roti discussion group's next meeting. Catch up on seasonal issues at their farm, 10.45am to 1.30pm.			29

NORTHLAND

What is the vision for dairy farming in Northland? What are its priorities and what does 'good' look like?

Over the last year or so, DairyNZ has led a collaborative project called Plans for Regions, which brought together farmers, rural professionals and local governments. They identified the current and future priorities for each region, including Northland. To find out what DairyNZ and the dairy sector are planning to do in response – including research, development, adoption, communications, and policy work – visit dairynz.co.nz/p4r

WAIKATO

Last year's Pasture Summit conference is being followed up this year with two field days on the farms of each of the two speakers. Hosted by local farmer Pete Morgan, the North Island event is a chance to look inside Pete's farm gate to find out what makes his dairy business consistently and robustly profitable. With technical input from dairy sector specialists, including DairyNZ, this event will focus on sharing ideas and developments on achieving profitable food production from grass. The North Island field day is in Te Awamutu on September 19.

For info/to register, email info@pasturesummit.co.nz or visit pasturesummit.co.nz

FOR A FULL LIST OF WHAT'S HAPPENING THIS MONTH, VISIT

DAIRYNZ.CO.NZ/EVENTS

BAY OF PLENTY

Keen to see how the top operators are spending their money? Farms around the country, including two owner/operator farms near Edgecumbe and Opotiki, have shared their 2019/20 season forecast budgets.

The Edgecumbe farm business is operating on 160 hectares (effective), milking 570 to 580 Friesian cows, on two similarly sized milking platforms. The low-input Opotiki farm is in its third full season of once-a-day milking, with 270 Jersey-cross cows on 116 hectares (effective).

Find out where they plan to spend their money this season and why at dairynz.co.nz/budgetcasesstudies



DairyNZ consulting officers

TARANAKI

DairyNZ discussion groups will ramp up again this month after slowing down over calving, with plenty of interesting hosts on the schedule in September.

Discussion groups are available to all dairy farmers, so if you've got new staff or have met some new farmers recently who might not know about these events, point them to dairynz.co.nz/events for more information.

TOP OF SOUTH ISLAND/WEST COAST

"The dairy sector in West Coast and Top of the South is thriving through resilient farm businesses which attract the best available workforce and meet community expectations in caring for their environment and animals."

That's the vision for dairy farming in the Top of South Island and West Coast, identified in the DairyNZ-led collaborative project, Plans for Regions. This project brought together farmers, rural professionals and local governments, identified a set of current and future priorities for each region and set out what to do in response – including research, development, adoption, communications, and policy work. Visit dairynz.co.nz/p4r

CANTERBURY/NORTH OTAGO

Pasture Summit's South Island spring field day will be hosted by 2018 Pasture Summit conference speaker and farmer, Greg Roadley, on his farm in Ashburton. Get an overview of the Roadleys' farm, its business financials, and where the farm sits on costs and profit relative to other farms in the region. There'll also be a farmwalk to view/discuss pasture and the herd; and how to adapt and thrive through the next decade. Dairy sector specialists (including DairyNZ's) will also share their insights. The South Island field day is on October 2.

For info/to register, email info@pasturesummit.co.nz or visit pasturesummit.co.nz

SOUTHLAND/SOUTH OTAGO

Do you want to build a business with skill and resilience? Keen to learn from those who have built successful businesses?

Meet positive, supportive and like-minded people, get expert advice and networking opportunities and make a difference to your dairying career by joining a progression group.

Introduction sessions for Biz Start and Biz Grow progression groups are on this month in Winton (September 25) and Balclutha (September 26), so now's the perfect time to get involved.

Register your interest now at dairynz.co.nz/events

Upper North Island – Head: Sharon Morrell 027 492 2907

Northland

Regional Leader	Tareen Ellis	021 242 5719
Far North	Amy Weston	027 288 6460
Lower Northland	Hamish Mathews	027 499 9021
Whangarei West	Ryan Baxter	021 809 569

Waikato

Regional Leader	Wilma Foster	027 246 2147
South Auckland	Mike Bramley	027 486 4344
Hauraki Plains/Coromandel	Jaimee Morgan	021 245 8055
Te Aroha/Waihi	Euan Lock	027 293 4401
Cambridge/Hamilton	Lizzy Moore	021 242 2127
Huntly/Tatuanui	Brigitte Ravera	027 288 1244
Matamata/Kereone	Frank Portegys	027 807 9685
Pirongia	Steve Canton	027 475 0918
Otorohanga/King Country	Denise Knop	027 807 9686
Arapuni	Kirsty Dickens	027 483 2205

Bay of Plenty

Regional Leader	Andrew Reid	027 292 3682
Central Plateau	Colin Grainger-Allen	021 225 8345
Tokoroa	Angela Clarke	027 276 2675
Eastern Bay of Plenty	Ross Bishop	027 563 1785
Central Bay of Plenty	Kevin McKinley	027 288 8238

Lower North Island – Head: Rob Brazendale 021 683 139

Taranaki

Regional Leader	Mark Laurence	027 704 5562
South Taranaki	Nathan Clough	021 246 5663
Central Taranaki	Mark Laurence	027 704 5562
Coastal Taranaki	Mark Laurence	027 704 5562
North Taranaki	Ian Burmeister	027 593 4122

Lower North Island

Horowhenua/Coastal and Southern Manawatu	Kate Stewart	027 702 3760
Wairarapa/Tararua	Rob Brazendale	021 683 139
Hawke's Bay	Gray Beagley	021 286 4346
Northern Manawatu/Wanganui/Woodville	Jo Back	021 222 9023
Central Manawatu/Rangitikei	Richard Greaves	027 244 8016

South Island – Head: Tony Finch 027 706 6183

Top of South Island/West Coast

Nelson/Marlborough	Mark Shadwick	021 287 7057
West Coast	Angela Leslie	021 277 2894

Canterbury/North Otago

Regional Leader	Rachael Russell	027 261 3250
North Canterbury	Amy Chamberlain	027 243 0943
Central Canterbury	Natalia Benquet	021 287 7059
Mid Canterbury	Stuart Moorhouse	027 513 7200
South Canterbury	Heather Donaldson	027 593 4124
North Otago	Alana Hall	027 290 5988

Southland/South Otago

Regional Leader	Tony Finch	027 706 6183
West Otago/Gore	Lucy Hall	027 524 5890
South Otago	Guy Michaels	021 302 034
Central/Northern Southland	Nicole E Hammond	021 240 8529
Eastern Southland	Nathan Nelson	021 225 6931
Western/Central Southland	Leo Pekar	027 211 1389

WANT NEW

IDEAS? INSPIRATION? SOLUTIONS?



Whatever you're facing on the farm, someone else has probably been there, done that.

In September and October, DairyNZ discussion groups will be back in full swing, providing an opportunity for you to gain knowledge and share stories.

Network with other farmers, find solutions and gain confidence – find a DairyNZ discussion group to suit you today.

To see what's available near you, visit
[DAIRYNZ.CO.NZ/EVENTS](https://dairynz.co.nz/events)

Dairynz 